




Created with delicate stone-like characteristics, the hallmark of double-loaded porcelain. 5 balanced and coordinating colours in 2 sizes and matching porcelain mosaics to suit specifications of every scale.




Ivory Polished 60x60 cm




Ivory Natural 60x60 cm



Ivory Polished 30x60 cm



Ivory Natural 30x60 cm




Ivory Mosaic 30x30 cm

* Available in both Polished & Natural finish



Beige Polished 60x60 cm




Beige Natural 60x60 cm



Beige Polished 30x60 cm



Beige Natural 30x60 cm



Beige Mosaic 30x30 cm

* Available in both Polished & Natural finish



Grey Polished 60x60 cm



Grey Natural 60x60 cm



Grey Polished 30x60 cm



Grey Natural 30x60 cm



Grey Mosaic 30x30 cm


* Available in both Polished & Natural finish



Anthracite Polished 60x60 cm




Anthracite Natural 60x60 cm



Anthracite Polished 30x60 cm



Anthracite Natural 30x60 cm



Anthracite Mosaic 30x30 cm

* Available in both Polished & Natural finish



Black Polished 60x60 cm




Black Natural 60x60 cm



Black Polished 30x60 cm



Black Natural 30x60 cm



Black Mosaic 30x30 cm

* Available in both Polished & Natural finish